



Profile UV Wax

Liquid Protection



Product Description

Profile UV Wax Liquid Protection is a Carnauba based wax incorporating special UV absorbers to give up to 3 months protection to gel coats and paints exposed to external weathering.

The high Carnauba content ensures long lasting protection against rain and salt water whilst the UV absorbers protect against exposure to sunlight. Profile UV Wax will give a high gloss, long-lasting finish on most surfaces and is particularly suitable for use on boats, caravans, trains and planes.

Product Information

Size	Code	Ctn Qty
1 ltr	PRU101	6

Key Benefits

- | | |
|----------------------|--|
| • Effective Results | Gives an excellent high gloss finish to surfaces |
| • Lasting Protection | Highly durable UV Wax provides a strong barrier against water and UV degradation |
| • Weather-Proof | Does not dry out in use in direct sunlight so it can be applied outside |
| • Durable | Lasts up to 3 months for a longer lasting protection |



Use With


Machine Application



G Mop Lambs
Wool Pad
GML301 (3" / 75mm)
GML601 (6" / 150mm)
GML801 (8" / 200mm)



G Mop Finishing Foam
GMF301 (3" / 75mm)
GMF601 (6" / 150mm)
GMF801 (8" / 200mm)




G Mop Flexible Back
Plate for 8" Pads
GMB814 (14mm thread)
GMB858 (5/8" thread)
GMB816 (16mm thread)



G Mop Back Plate with
Yellow Interface for
6" Pads
GMB614 (14mm thread)
GMB658 (5/8" thread)
GMB616 (16mm thread)

Hand Application (Primary Application)

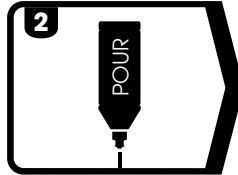


Farécla Finishing Cloth
FC-3 (3 x cloths)

How To Use




1 Shake the bottle
well before use



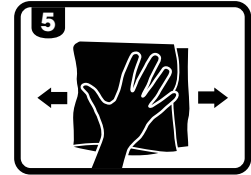
2 Dispense a small
quantity of the
product onto the
surface or cloth



3 Circular motion -
rub the product
onto the surface
with a clean
Finishing Cloth



4 Allow the wax
to dry to a haze



5 Wipe clean with
a Finishing Cloth

Technical Information

Appearance: **Pale purple liquid**
Viscosity: **Medium viscosity**
VOC Content: **167g/L**
Relative Density: **0.970**
pH: **7 (approx.)**
Paint Type Compliance: **All paint types**

Additional Information

Clean applicators
before and after use
with a Spurring Brush to
prevent dried product
damaging the surface
being worked on.



Spurring Brush
1090005